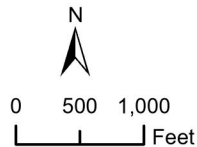
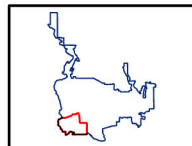
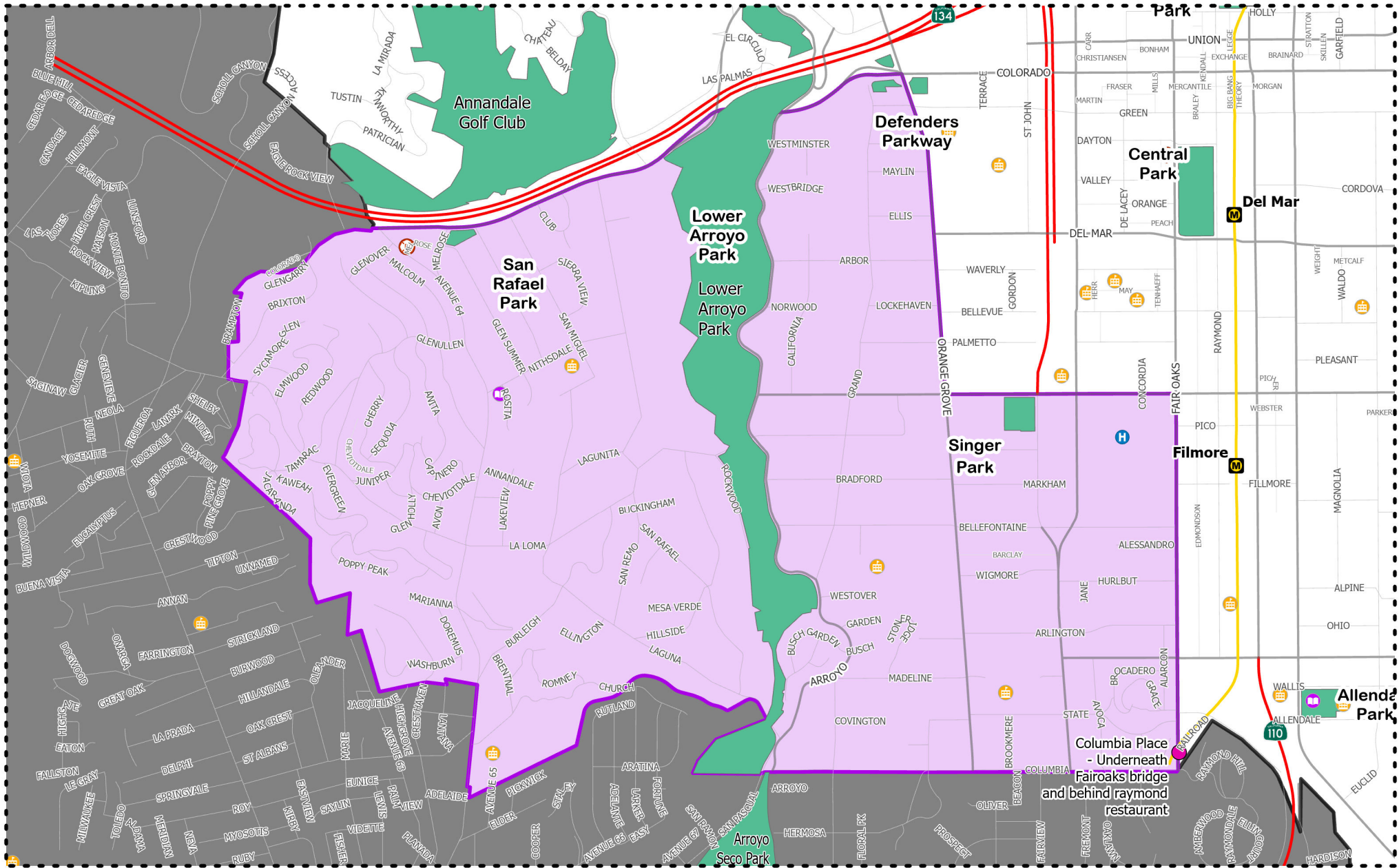


# Pasadena Homeless Count

## Zone E



### Legend

- |  |  |   |   |   |
|--|--|---|---|---|
|  Fire Station   |  Hospital |  Rec Center      | <b>Driving Zone</b>   |  City Boundaries |
|  Police Station |  Library  |  Metro Station   |  A |  Hotspots        |
|  School         |  |  Metro Gold Line |  B |  City Extents    |
|  |  |   |  C |   |
|  |  |   |  D |   |
|  |  |   |  E |   |
|  |  |   |  F |   |