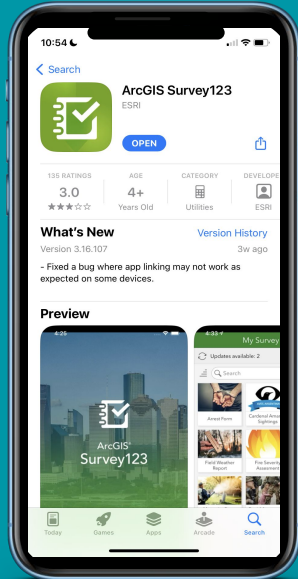


HOMELESS COUNT DEMO SURVEY APP

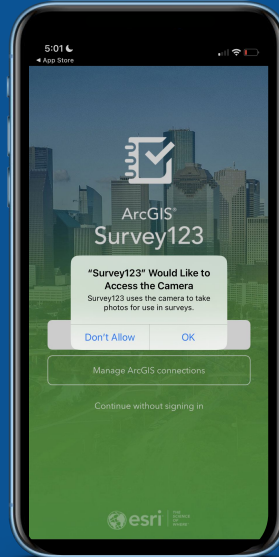
A guide to getting started

01. Download Survey123



Download the ArcGIS Survey123 app to your mobile device.

02. Open the Survey123 App



Ensure Survey123 has access to your camera if you plan to scan the QR code.

03. Continue without signing in

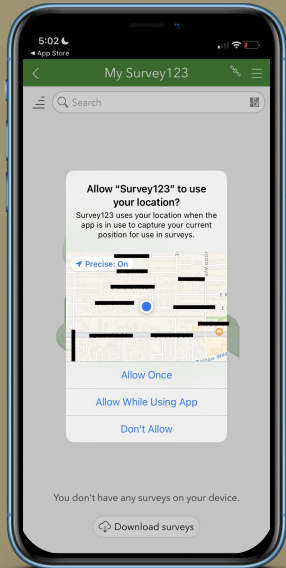


Select the "Continue without signing in" option to access the survey dashboard.

HOMELESS COUNT DEMO SURVEY APP


A guide to getting started

04. Enable precise location



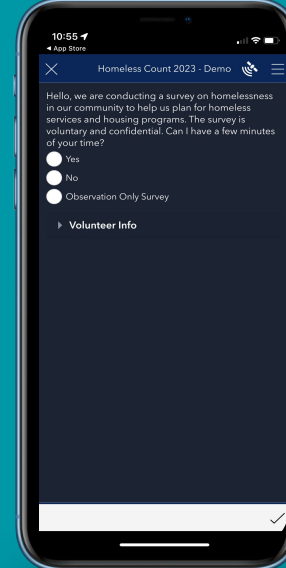
Allow Survey123 to access your precise location while using the app.

05. Download the survey



Scan the QR code or follow the direct link provided to download the survey

06. You are ready to begin!



The survey is now saved to your dashboard and will automatically populate on your screen.